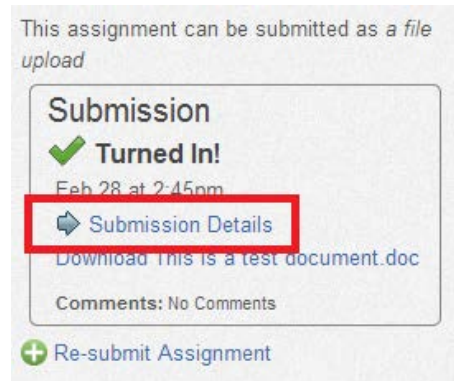
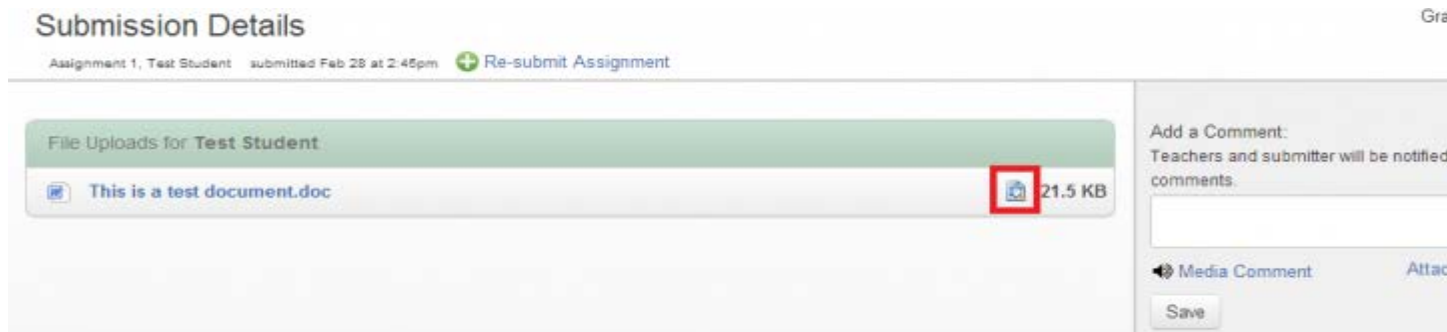


Go to the Assignment page (by clicking on Assignments, and then the Assignment name.) You will see an option on the right hand side that says "submission details."

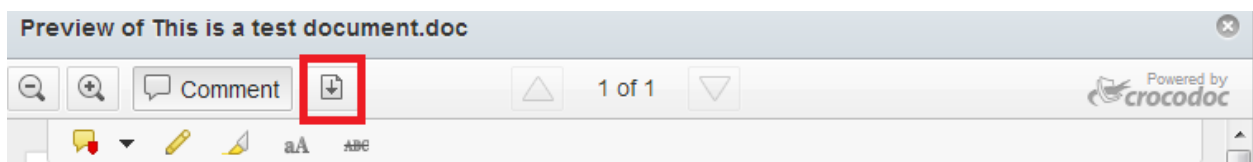


Click that to be taken to a page that lists all the documents you uploaded for this assignment.

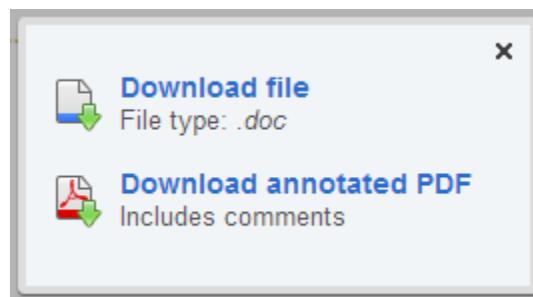


Click on the image of a document with the magnifying glass on it (to the right of the document name), to open a preview window which allows you to see the marks your instructor made.

To download, find the a button with a downward arrow on it.



When you click that button, you will be prompted to download the document as a .doc or a .pdf.



Select .pdf to download the document with all the comments.